

RESEARCH ARTICLE

Preparation of Cost Effective Natural Face Pack for Skin Whitening by Using Natural Ingredients

Singh A*

Department of Chemistry, Bose memorial Research laboratory, Govt. Model Science College, Jabalpur, Madhya Pradesh, India

*Corresponding author: Singh A, Department of Chemistry, Bose memorial Research laboratory, Govt. Model Science College, Jabalpur, Madhya Pradesh, India, Tel: 7389605547, E-mail: singhanamika16488@gmail.com

Citation: Singh A (2019) Preparation of Cost Effective Natural Face Pack for Skin Whitening by Using Natural Ingredients J Dermatol Skin 1: 102

Abstract

Since the old occasions, there has been awareness among individuals in regards to the utilization of plants for the basic needs of a sound and lovely skin. Beauty care products are the items used to clean, enhance and advance alluring appearance. Makeup planned by means of fusing characteristic sources, for example, herbs have been demonstrated exceptionally satisfying, in adapting up to the present needs of various skin composes. As because of expanded infections, hypersensitivity, organisms and so forth, human skin has turned out to be more touchy and inclined to speedier maturing. The constituents were extricated from natural fixings, for example, Curd, fuller earth, rice flour, vitamin C, vitamin E and honey. Thus, in the present work, we planned a pack, which can be effectively made with the effortlessly accessible fixings. It demonstrated every one of the advantages of a face pack and further improvement thinks about are required on its different parameters to locate its helpful advantages on the people.

Keywords: Skin Care; Natural Ingredients; Face Pack; Vitamin C; Honey

Introduction

Skin is the external covering of our body that shields us from heat, light, microbial infection and damage. It is the body's biggest organ, which primarily directs body temperature and stores vitamin D that is basic for human body, fat and additionally water. At present, wrinkles, skin darkness and dullness are additionally considered as a noteworthy issue. A healthy appearance of skin is a craving of every individual, past that, it is a biological need too. We require our body to be managed out of poisons, undesirable piece and so on to be in a fit wellbeing condition [1]. Obviously, no one is by all accounts trading off on great looks, yet notwithstanding that, you need to deal with what is the unaffected method for attempting another thing to spare your skin. Keeping up sound skin is something else. In the meantime, we try to making progress toward our looks by numerous methods like chemical-induced creams, skin improving bleachings, chemical peeling and facial and so forth those endeavors itself harm the skin.. The readied confront pack don't hurt your skin and body in any capacity since every one of the fixings said are utilized in our ordinary sustenances and snacks somehow. We can utilize them with no fear of side effect, and you can utilize these routinely as they condition your skin to an impeccable wonder or perfect glory. Skin is the highest covering of the body. In people, it is the largest organ of the integumentary framework. Skin contains mainly two types of essential fatty acids, linoleic acid and arachidonic acid, having a vital role in regulating barrier functions. The skin has up to seven layers of ectodermal tissue and protects the hidden muscles, bones, tendons and inward organs [2]. There are two general kinds of skin, hairy and glabrous skin (hairless) [3]. The modifier cutaneous actually signifies "of the skin" (from Latin cutis, skin). Since it interfaces with nature, skin assumes a critical invulnerability part in ensuring the body against pathogens and inordinate water loss [4]. Its different capacities are protection, temperature direction, sensation, amalgamation of vitamin D, and the security of vitamin B folates. Extremely harmed skin will attempt to mend by shaping scar tissue. This is regularly stained and de pigmented. In people, skin pigmentation differs among populaces, and skin compose can extend from dry to slick. Along these lines, here we are presenting an article, to investigate characteristic skin brightening face pack, comprising of regular fixings with a cost effective manner recommendable for everybody out there, with zero symptoms.

Structure

Skin has mesodermal cells, pigmentation, for example, melanin given by melanocytes, which ingest a portion of the conceivably perilous bright radiation (UV) in sunlight. It additionally contains DNA repair proteins/enzymes that assistance turn around

UV harm, to such an extent that individuals without the qualities for these catalysts endure high rates of skin disease. One shape prevalently created by UV light, harmful melanoma, is especially obtrusive, making it spread rapidly, and can frequently be deadly. Human skin pigmentation shifts among populations in a striking way. This has prompted the grouping of peoples based on skin color [5].

To the extent surface district, the skin is the second greatest organ in the human body (inside the little stomach related tract is 15 to 20 times greater). For the normal adult human, the skin has a surface region of between 1.5-2.0 square meters (16.1-21.5 sq ft.). The thickness of the skin moves altogether completed all parts of the body, and among individuals and the youthful and the old. A case is the skin on the lower arm which is generally 1.3 mm in the male and 1.26 mm in the female. The typical square inch (6.5 cm²) of skin holds 650 sweat/ perspiration organs, 20 veins, 60,000 melanocytes, and more than 1,000 nerve endings. The ordinary human skin cell is around 30 micrometers in estimation, anyway there are varieties. A skin cell for the most part keeps running from 25-40 micrometers (squared), dependent upon a grouping of factors. It is made out of three fundamental layers: the epidermis, the dermis and the hypodermis [6].

Hygiene and Skin Care

The skin underpins its own particular environments of microorganisms, including yeasts and microscopic organisms, which can't be evacuated by any measure of cleaning [7]. Appraisals put the quantity of individual microscopic organisms on the surface of one square inch (6.5 square cm) of human skin at 50 million, however this figure changes extraordinarily finished the normal 20 square feet (1.9 m²) of human skin (Figure 1). Oily skin surfaces, for example, the face, may contain more than 500 million microscopic organisms for each square inch (6.5 cm²). In spite of these immense amounts, the majority of the microbes found on the skin's surface would fit into a volume the span of a pea [8]. When all is said in done, the microorganisms hold each other under tight restraints and are a piece of a sound skin [9]. At the point when the balance is aggravated, there might be an excess and disease, for example, when anti-infection agents slaughter microorganisms, bringing about an abundance of yeast. The skin is constant with the internal epithelial covering of the body at the openings, every one of which bolsters its own particular supplement of organisms [10].

Beautifying agents/Cosmetics ought to be utilized carefully on the skin in light of the fact that these may cause unfavorably susceptible responses. Each season requires reasonable apparel keeping in mind the end goal to encourage the dissipation of the perspiration. Daylight, water and air assume an imperative part in keeping the skin healthy (Figure 1) [11].

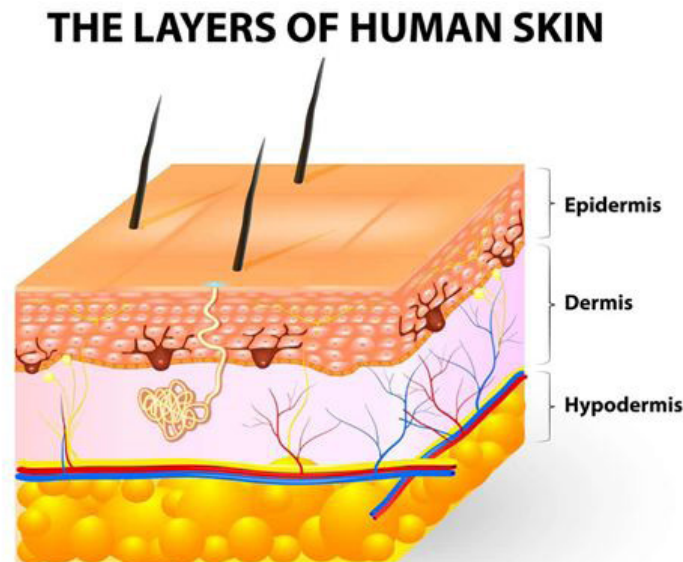


Figure 1: Cross-Sectional Image of Human Skin

Materials and Methods

Preparation of natural face pack

Curd (100g), nectar/ honey (two tea spoon), rice flour(100 mg), lemon juice (5ml), vitamin E (2ml), fuller earth (500mg), Cucumber juice (25 ml), Aloe vera juice (10ml). To get ready normal pack with these fixings first take one spoon of fresh curd at that point rice flour blend it well. After the ideal blending add 500 mg fuller earth to it, at that point abandon it for 10 minutes. In a different plate take 5 ml of vitamin c (citrus extract), 2ml of vitamin E (tocopherol) and two teaspoon of honey and blended it altogether. After that cucumber juice and aloe vera juice added to it. At that point mixed blend added to initially plate and blended well (Figure 2).



Figure 2: Image Showing the Prepared Face Pack

Application

This pack should apply for common skin brightening usually once a day, continuously for no less than about fourteen days. After which, we can utilize this treatment in an additional two weeks once more.

Properties of Ingredients for Skin Care/Treatment

Curd: A curd is a dairy item which is for the most part acquired by coagulating milk in a procedure called souring. The coagulation can be caused by including rennet or any eatable acidic substance, for example, lemon juice or vinegar, and afterward enabling it to coagulate. The expanded acidity causes the milk proteins (casein) to tangle into strong masses, or curds [12].

Curd is brimming with great microscopic organisms that enable skin to gleam by nourishing it from inside. Brimming with protein, calcium and vitamin D, curd for enhancing the skin appearance. Its mitigating properties decreasing skin inflammation issues. The cancer prevention agents exhibit in this mends dry skin. What's more, give sparkling and dazzling skin. As a result of the lactic corrosive present in curd, it naturally peels and saturates skin in the meantime.

Fuller Earth: Fuller's earth comprises principally of hydrous aluminum silicates (dirt minerals) of differing composition [13]. Common parts are montmorillonite, kaolinite and attapulgite. Little measures of different minerals might be available in fuller earth stores, including calcite, dolomite, and quartz. In a few regions fuller earth alludes to calcium bentonite, which is adjusted volcanic powder made generally out of montmorillonite [14]. Fuller earth is exceptionally helpful in Cosmetology and dermatology. The properties of fuller earth that make it successful at evacuating oils, soil, and polluting influences from fleece are additionally powerful on human hair and skin. Fuller's Earth has had broad uses in the magnificence business, both as a corrective and as a treatment for skin break out and other skin issues.

Honey: The cell reinforcements or antioxidants in nectar (especially Manuka nectar) sustain harmed skin, conceivably helping the scar recuperating process [15,16]. It is an anti-inflammatory which can help to lessen redness and swelling of pimples, says Engelman, and its antibacterial properties can help fight skin inflammation causing microorganisms. "Additionally, in light of the fact that nectar keeps the skin all around hydrated and balanced, it helps control the production of oil." The sugars in honey act as natural humectants and emollients that expansion the water content and diminish dryness in the skin. The chemical composition of honey as shown in Table 1 and Figure 3.

S.No	Component	Average (%)
1	Moisture	17.2
2	Fructose	38.19
3	Glucose	31.28
4	Sucrose	1.31
5	Disaccharides	7.31
6	Higher sugar	1.5
7	Free acid as gluconic	0.43
8	Lactone	0.14
9	Ash	0.169
10	Nitrogen	0.041

Table 1: Chemical composition of Honey

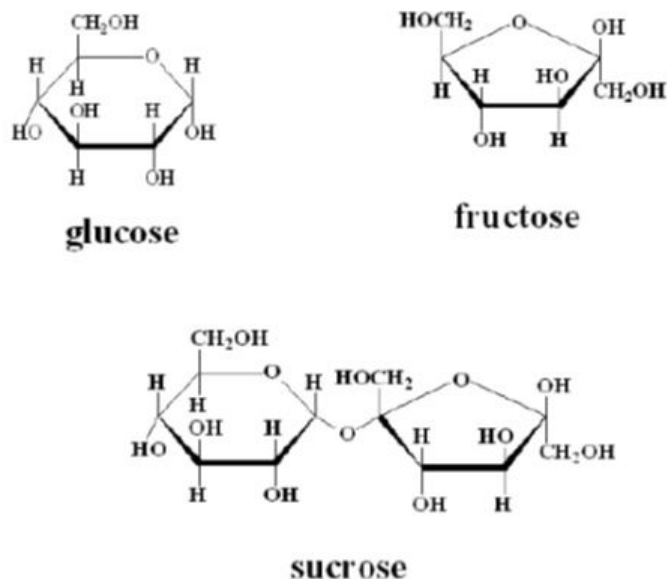


Figure 3: Chemical Structure of Carbohydrates Present in Honey

Rice Flour: Chemical Composition of rice contains Protein 6.0 - 9.0%, approx 7.5%, Fat 0.4 - 1.0%, in the middle of 0.8%, Rough Fiber 0.3-1.0%, approx 0.6%, fiery debris 0.6-0.8%, approx 0.7%, Moisture 8.5 - 13.0%, 11.0% [17]. It is white to velvety, white powder in appearance. Rice contains a couple of sun-ensuring/sun-protecting agents like ferulic acid and allantoin, which change over it into a decent normal sunscreen. Being a decent calming or anti-inflammatory agents, rice powder additionally relieves sunburns and keeps the skin from sun tan. Rice powder is a standout amongst other ways and a characteristic solution for manage those unpleasant looking eye sacks. You can likewise dispose of that very depleted look and have a cooling impact on tired eyes. Rice powder is somewhat coarse in its surface which makes it a brilliant material to be utilized as a scour. The fine particles help the flaky dead skin cells leave your skin in a less demanding way. Rice assimilates all the sebum and leaves your skin spotless, smooth and re-stimulated. Dietary and mineral-rich rice has been known as one of the customary skin helping cures. Amino corrosive and vitamins exhibit in the grain go about as a clearing operator and control the sparkle of the skin [18]. Rice powder can be a decent substitution for your costly and top of the line confront powder. That rice particles have oil-retaining properties, making it a phenomenal and normal face powder. It effortlessly mixes with the layers of skin and conceals the pores that discharge oil [19]. Rice powder is similarly awesome to treat imperfections, scarcely discernible differences and pimples that prompts maturing. It additionally holds the flexibility and solidness of the skin to influence you to look crisp and youthful (Figure 4).

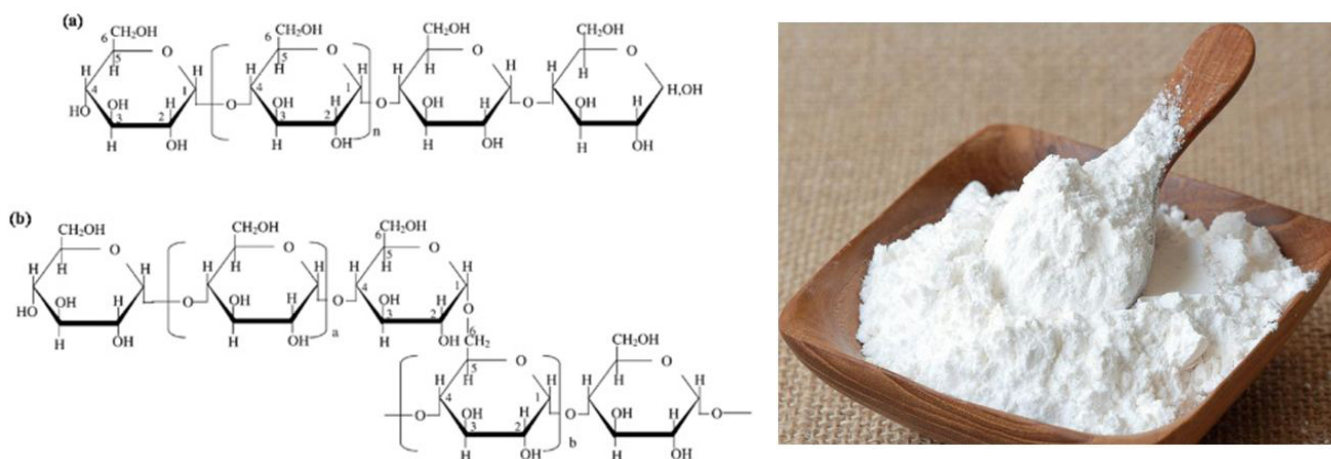


Figure 4: Chemical structure and physical appearance of Rice

Vitamin C: Vitamin C has also been found to help even out skin tone and reduce the appearance of under-eye circles. This is great for those who are tired of trying to conceal the dark circles under their eyes and want to enjoy a more youthful, bright, and vibrant appearance. Studies have also found that high levels of Vitamin C can help to speed up the body's natural healing processes. This makes it ideal for use on the face and other areas of skin. Finally, in addition to protecting your skin from sun damage, vitamin C can also be effective in helping to speed up healing of sunburns. Apply some after you have been sun burned, and the vitamins will help to promote faster healing so you can get rid of redness and find relief from itching, burning, and other symptoms associated

with sunburn. These are just some of the many benefits of vitamin C as it pertains to your skin and face. And while it's easy to go out and find lotions, crèmes, and other moisturizers at your local drug store that claim to contain vitamin C, it's important to realize that your skin needs a very high concentration of this vitamin in order to see results. This is why you're encouraged to use concentrated serums rather than a basic creme or lotion [20].

Vitamin E: Vitamin E is an important fat-soluble antioxidant and has been in use for more than 50 years in dermatology [21]. It is an important ingredient in many cosmetic products. It protects the skin from various deleterious effects due to solar radiation by acting as a free-radical scavenger. Experimental studies suggest that vitamin E has antitumorigenic and photo protective properties. There is a paucity of controlled clinical studies providing a rationale for well-defined dosages and clinical indications of vitamin E usage in dermatological practice.

The function(s) of Vitamin E that makes it a vitamin are not unmistakably defined. Many organic capacities have been proposed, including a part as a fat-soluble antioxidant. In this part, vitamin E goes about as an extreme forager, conveying a hydrogen (H) atom to free radicals. At 323 kJ/mol, the O-H bond in tocopherols is around 10% weaker than in most other phenols [18]. This frail bond enables the vitamin to give a hydrogen atom to the peroxy radical and other free radicals, limiting their harming impact. The along these lines produced tocopheryl radical is reused to tocopherol by a redox response with a hydrogen giver, for example, vitamin C [19]. As it is fat-solvent, it is joined into cell layers, which are therefore shielded from oxidative damage. Vitamin E is a catalyst movement controller, for example, for protein kinase C (PKC) – which assumes a part in smooth muscle development – vitamin E takes an interest in deactivation of PKC to hinder smooth muscle growth (Figure 5).

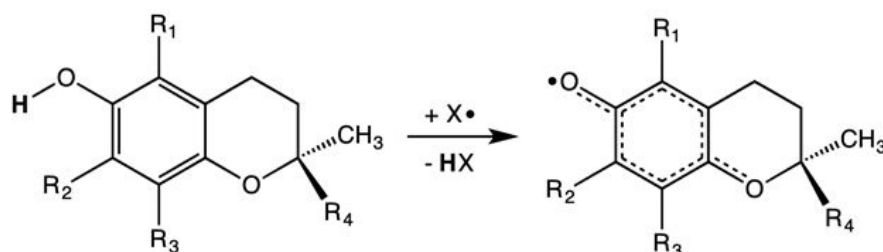


Figure 5: Tocopherol Chemical action by donating hydrogen atom

Nanoparticles for skin care or as UV –protective agents: Nanoparticles 40 nm in diameter and smaller have been effective in infiltrating the skin. Research also confirms that nanoparticles bigger than 40 nm don't penetrate the skin pores due to the stratum corneum. Most particles that do enter will diffuse through skin cells; however some will go down hair follicles and achieve the dermis layer. The penetrability of skin with respect to various shapes of nanoparticles has likewise been examined. Research has demonstrated that round particles have a superior capacity to enter the skin contrasted with elongated (ellipsoidal) particles since circles are symmetric in each of the three spatial dimensions. One examination looked at the two shapes and recorded information that indicated circular particles found somewhere down in the epidermis and dermis while ellipsoidal particles were principally found in the stratum corneum and epidermal layers.

Nanoparticles of various materials have demonstrated skin's penetrability constraints. In numerous analyses, gold nanoparticles 40nm in distance across or littler are utilized and have appeared to infiltrate to the epidermis. Titanium oxide (TiO₂), zinc oxide (ZnO), and silver nanoparticles are incapable in infiltrating the skin past the stratum corneum. Cadmium selenide (CdSe) quantum spots have demonstrated to enter successfully when they have certain properties. Since CdSe is dangerous to living beings, the molecule must be shrouded in a surface gathering. A trial looking at the porousness of quantum spots covered in polyethylene glycol (PEG), PEG-amine, and carboxylic corrosive closed the PEG and PEG-amine surface gatherings considered the best entrance of particles. The carboxylic corrosive covered particles did not infiltrate past the stratum corneum.

Acknowledgement

Authors are thankful to Ms. Renu Dubey, Mrs Meher kanta Gupta, Mrs Shikha Chauhan, Ms. Vinita Frank (a teacher, Christian college), Ms. Vijjiya (Nagar nigam auditor), Ms Rakhi (Loreal excutive), Ms Anjali Shukla, Ms. Pratibha, Ms Anamika Mishra, Ms. Aakansha Singh to works as a volunteer for this facial experiment.

References

1. Madhero 88, Komorniczak M. Skin Layers. Wikimedia Commons.
2. Menon GK (2015) Skin Basics; Structure and Function (Pappas Edn). Lipids Skin Health.
3. Asadullah K, Sterry W, Volk HD (2002) Analysis of cytokine expression in dermatology. Arch Dermatology 138: 1189-96.
4. Boehncke WH (2005) Lymphocyte Homing to Skin: Immunology, Immunopathology, and Therapeutic Perspectives. CRC Press, Boca Raton.
5. Bos JD (2005) Skin Immune System: Cutaneous Immunology and Clinical Immunodermatology. CRC Press, Boca Raton.

6. Christal Yuen (2016) A Guide to Taking Care of Your Skin. News Lett.
7. Grice EA, Segre JA (2011) The skin microbiom. *Nat Rev Microbiol* 9: 244-53.
8. Chiller K, Selkin BA, Murakawa GJ (2001) Skin microflora and bacterial infections of the skin. *J Investig Dermatol Symp Proc* 6: 170-4.
9. Fredricks DN (2001) Microbial ecology of human skin in health and disease. *J Investig Dermatol Symp Proc* 6: 167-9.
10. Marples M (1965) The Ecology of the Human Skin. *Med Mycol* 4: 132-3.
11. Roth RR, James WD (1989) Microbiology of the skin: resident flora, ecology, infection. *J Am Acad. Dermatol* 20: 367-90.
12. Weerathilake WADV, Rasika DMD, Ruwanmali JKU, Munasinghe MADD (2014) The evolution, processing, varieties and health benefits of yogurt. *Int J Sci Res Publ* 4: 1-10.
13. Pal RS, Pal Y, Wal P (2017) In-House Preparation and Standardization of Herbal Face Pack. *Open Dermatol J* 11: 72-80.
14. Sowmya KV, Darsika CX, Grace F, Shanmuganathan S. Shanmuganathan S (2015) Formulation & Evaluation of Poly-herbal Face wash gel. *World J Pharm Pharma Sci* 4: 585-8.
15. Azeredo LD, Azeredo MAA, Desouza SR, Dutra VML (2003) Protein contents and physicochemical properties in honey samples of *Apis mellifera* of different floral origins. *Food Chem* 80: 249-54.
16. Babacan S, Pivarnik LF, Rand AG (2002) Honey amylase activity and food starch degradation. *J Food Sci* 67: 1625-30.
17. Umadevi M, Pushpa R, Sampathkumar KP, Bhowmik D (2012) Rice-Traditional Medicinal Plant in India. *J Pharmacogn Phytochem* 1: 6-12.
18. Caius JF (1999) The medicinal and poisonous plants of India. Sci Publishers, Jodhpur, India.
19. P Oudhia (1968) Medicinal weeds in rice fields of Chhattisgarh (India). *Int Rice Res Notes* 24: 40-2.
20. Kumar GV, Kumar AK, Patel RGR, Manjappa S (2013) Determination of vitamin C in some fruits and vegetables in Davanagere city, (Karnataka)-India. *Int J Pharm Life Sci* 4: 1-3.
21. Keen MA, Hassan I (2016) Vitamin E in dermatology. *Indian Dermatol Online J* 7: 311-5.